



## Survey of Alumni of Undergraduate Programs 2000-2006 *Highlights*

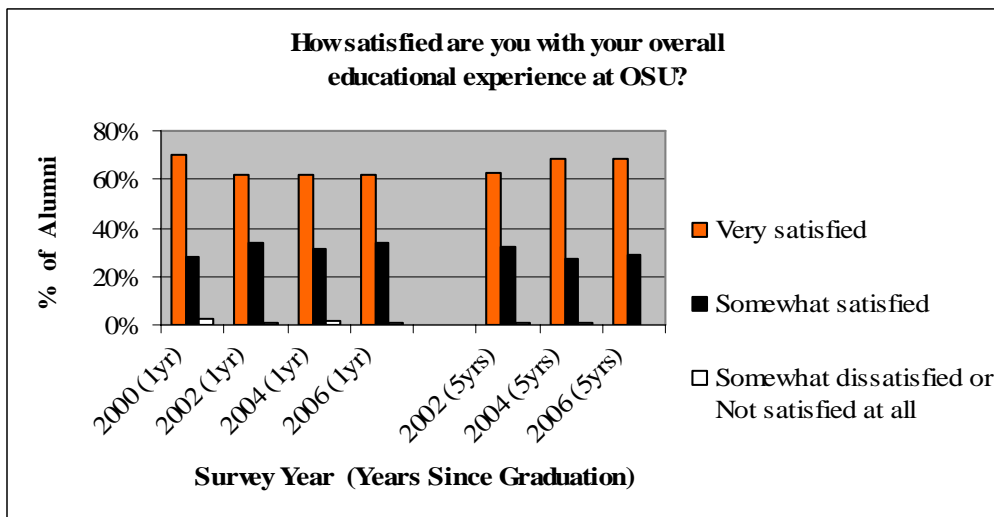
The OSU Survey of Alumni of Undergraduate Programs, conducted every other year, provides data to gauge perceptions of various aspects of undergraduate programs and services and to identify areas where improvements may be needed. A detailed report of each survey can be obtained from the Office of University Assessment and Testing (UAT). This brochure summarizes selected items from surveys conducted in 2000, 2002, 2004, and 2006.

**Population:** The total of alumni in the target populations was 20,794. Each survey since 2000 targeted alumni who completed their degrees one year prior to the survey and five years prior to the survey. In 2000, the survey targeted only alumni who had completed their degrees one year prior to the survey.

**Methods:** The survey was administered as a telephone interview. The OSU Bureau for Social Research conducted the survey interviews and coordinated data collection. The Office of University Assessment and Testing analyzed and summarized data and prepared reports of the results.

**Results:** A total of 8,276 surveys were completed by alumni of undergraduate programs, resulting in a 40% response rate over all years.

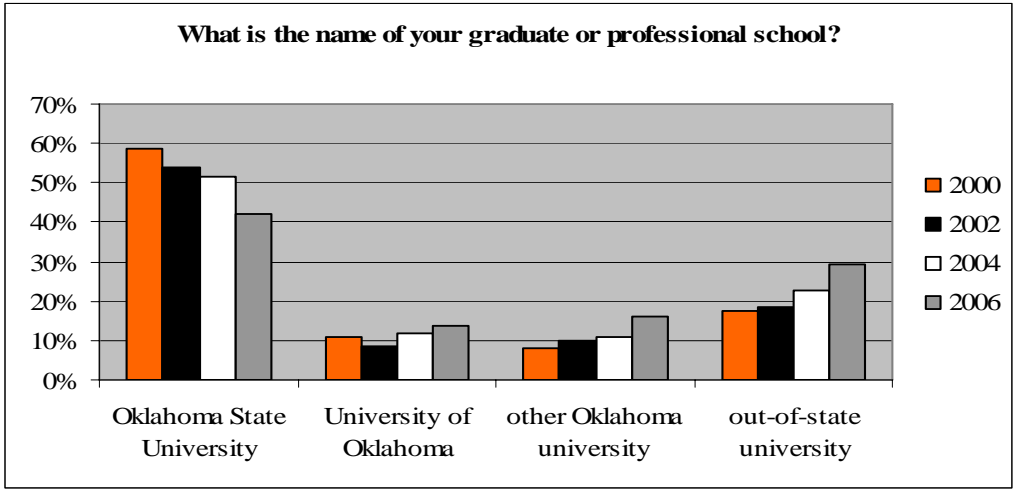
### OVERALL SATISFACTION



When all years are combined, 65% of alumni said they were “Very Satisfied” with their **overall experience** at OSU. Another 31% said they were “Somewhat Satisfied.”

- When all years are combined, 60% of alumni said they were “Very Satisfied” with the **quality of instruction** in their major. Another 36% said they were “Somewhat Satisfied.”
- When all years are combined, 45% of alumni said they were “Very Satisfied” with the **academic advising** they received. Another 34% said they were “Somewhat Satisfied.” 15% said they were “Somewhat Dissatisfied” or “Very Dissatisfied.”

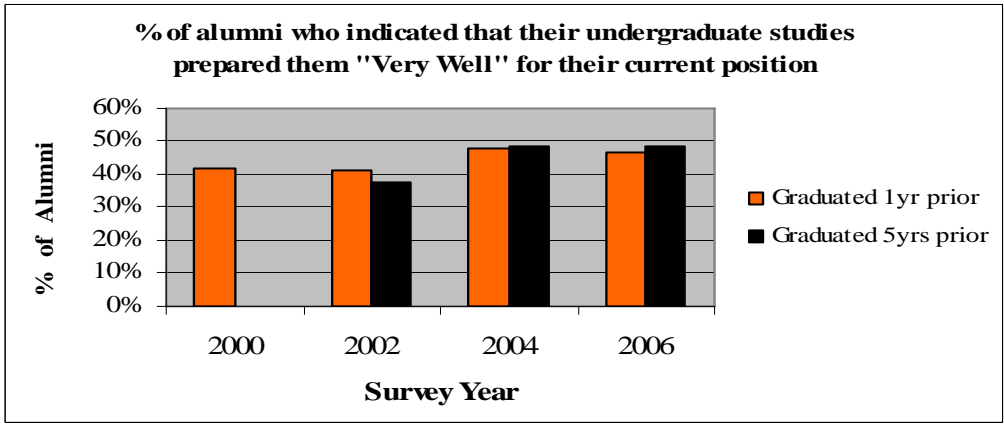
## CONTINUING EDUCATION



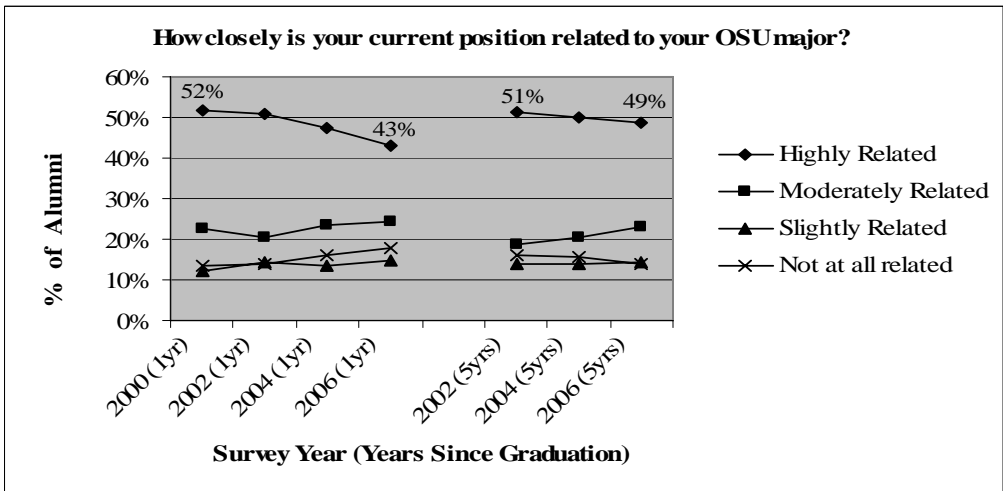
There has been a steady decrease in the number of alumni who continue their graduate or professional education at OSU.

- Overall, 30-33% of alumni who graduated 5 years prior had completed, or were completing, a graduate degree.
- Most alumni who continued their education had earned or were working toward a Master's degree (60-68%).
- In every survey year, 92-94% of alumni said their undergraduate studies prepared them very well or adequately for a graduate or professional school program.

## PREPARATION FOR CAREER



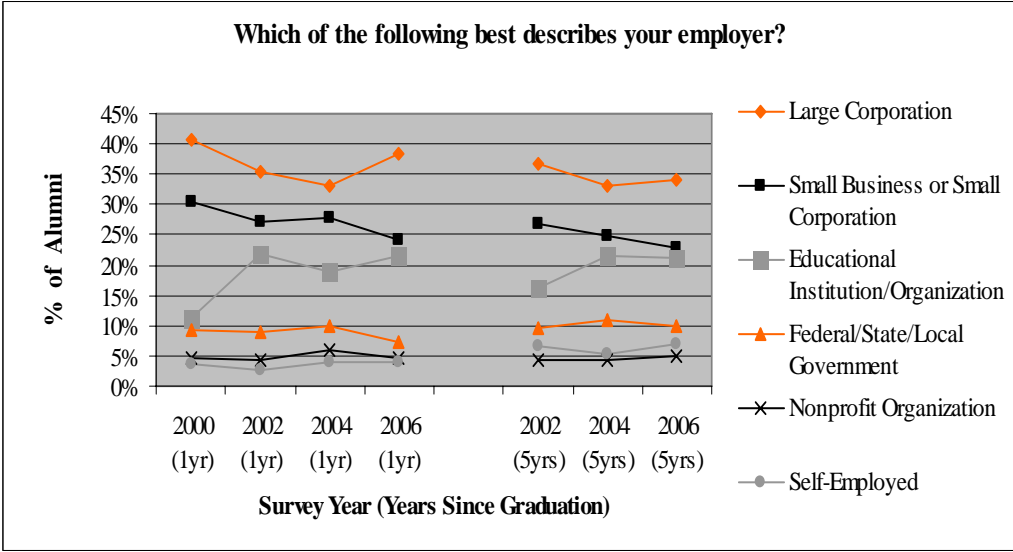
There is an overall increase (37% to 49%) in 5-year alumni who answer that their undergraduate studies prepared them "Very Well" for their current position.



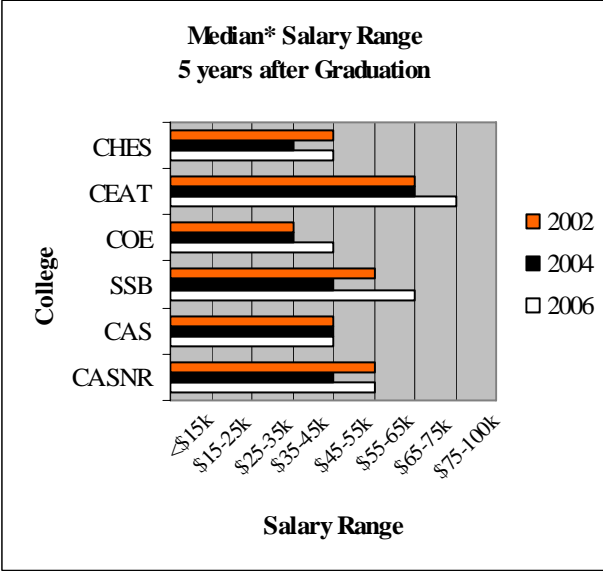
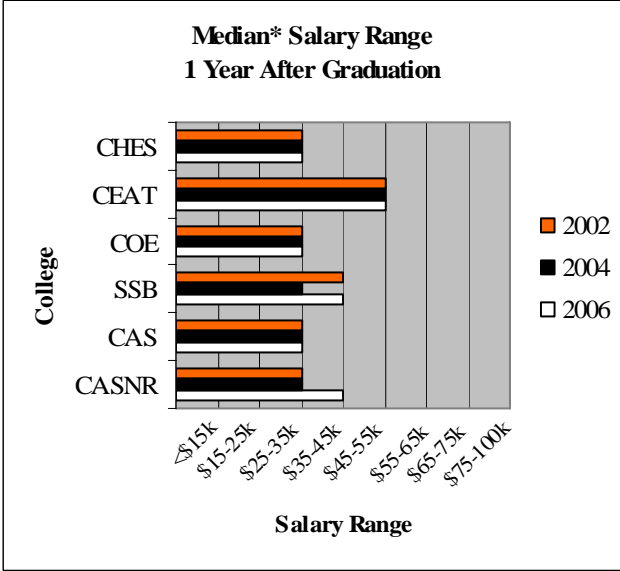
There has been a steady decrease in all alumni who answer that their current position is "Highly Related" to their OSU major.

There is an overall increase in the percentage of all alumni who answer that their current position is "Moderately Related" or "Slightly Related" to their OSU major.

## EMPLOYMENT DEMOGRAPHICS



- Large corporations continue to be the top employers of OSU alumni.
- There has been an overall decrease in the percentage of alumni who work for a small business or corporation.
- Overall, alumni report a one-range increase in median salary from one to five years after graduation.



\* The median salary is the midpoint range of all salaries reported by alumni. 50% of salaries lie above the midpoint range, and 50% of salaries lie below the midpoint range.

- Since 2002, the employment rate of alumni who graduated 1 year prior to the survey has remained between 83-84%. The employment rate of alumni who graduated 5 years prior to the survey has remained between 88-89%.
- The majority of alumni employed are employed full time (87-94%).
- The percentage of alumni who are unemployed and seeking employment has steadily decreased for 1-year alumni.