



Survey of Alumni of Graduate Programs 2001-2007

Assessment and Testing

The OSU Survey of Alumni of Graduate Programs, conducted every other year, provides data to gauge perceptions of various aspects of graduate programs and services and to identify areas where improvements may be needed. A detailed report of each survey can be obtained from the Office of University Assessment and Testing. This brochure summarizes selected items from surveys conducted in 2001, 2003, 2005, and 2007.

Population: The total of alumni in the target populations was 8,025. Each survey since 2001 targeted alumni who completed their degrees one year prior to the survey and five years prior to the survey.

Methods: The survey was administered as a telephone interview. The OSU Bureau for Social Research conducted the survey interviews and coordinated data collection. The Office of University Assessment and Testing analyzed and summarized data and prepared reports of the results.

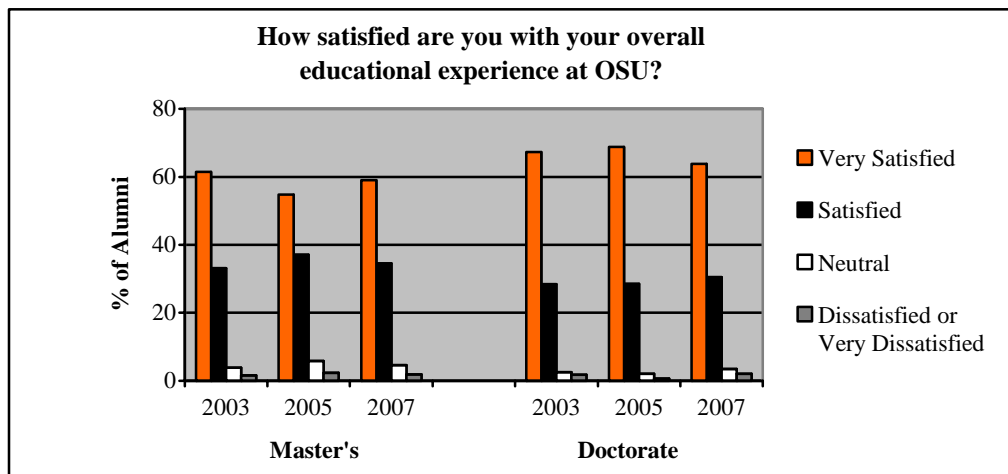
Results: A total of 3,048 surveys were completed by alumni of graduate programs, resulting in a 38.0% response rate over all years. 2001 survey data was not reported for some items due to changes in wording.

GENERAL INFORMATION

Survey Year	Population	Sample Size		Overall Response Rate	Adjusted Response Rate*
		(Master's)	(Doctorate)		
2001	1,835	509	168	37%	66%
2003	1,912	623	162	41%	79%
2005	2,187	643	144	36%	69%
2007	2,091	658	141	38%	69%

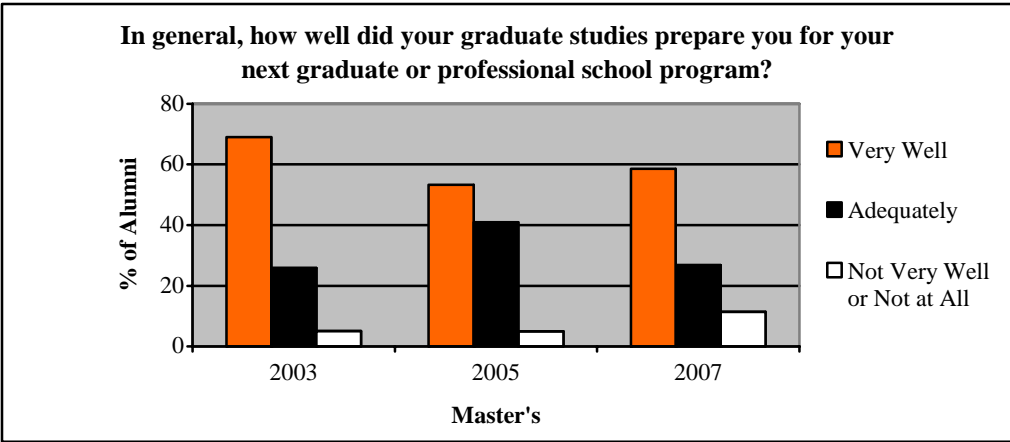
*The Adjusted Response Rate is the response rate after adjustment for alumni (1) for whom a telephone number could not be determined, or (2) who could not be reached in the U.S.

OVERALL SATISFACTION



When all years are combined, 94.5% of alumni said they were "Very Satisfied" or "Satisfied" with their overall experience at OSU.

CONTINUING EDUCATION



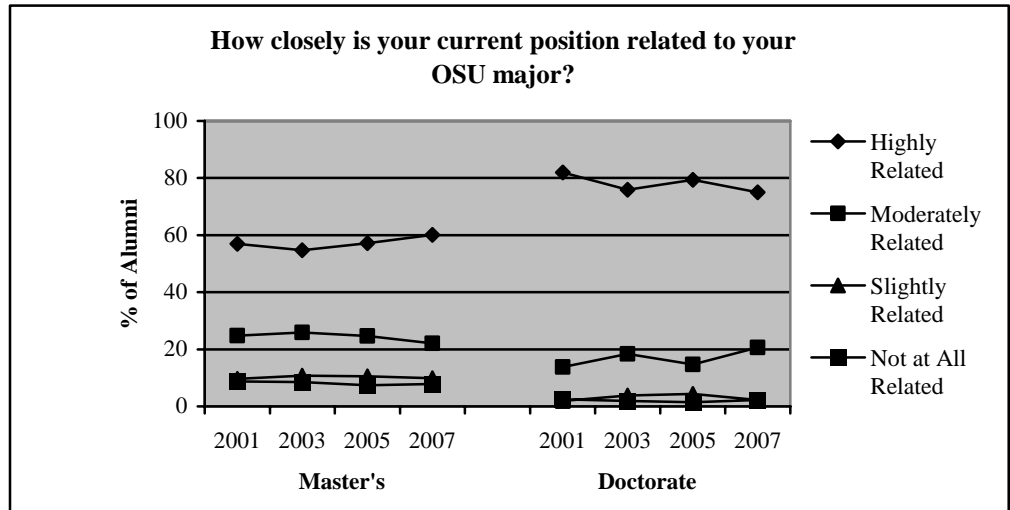
The percentage of Master's graduates who say that their graduate studies prepared them "Very Well" for their next graduate or professional school program has fluctuated, while the percentage answering "Not Very Well" or "Not at All" has recently risen, from 5-11%.

- On average, 10% of all Master's graduates had completed, or were completing, another graduate degree.

PREPARATION FOR CAREER

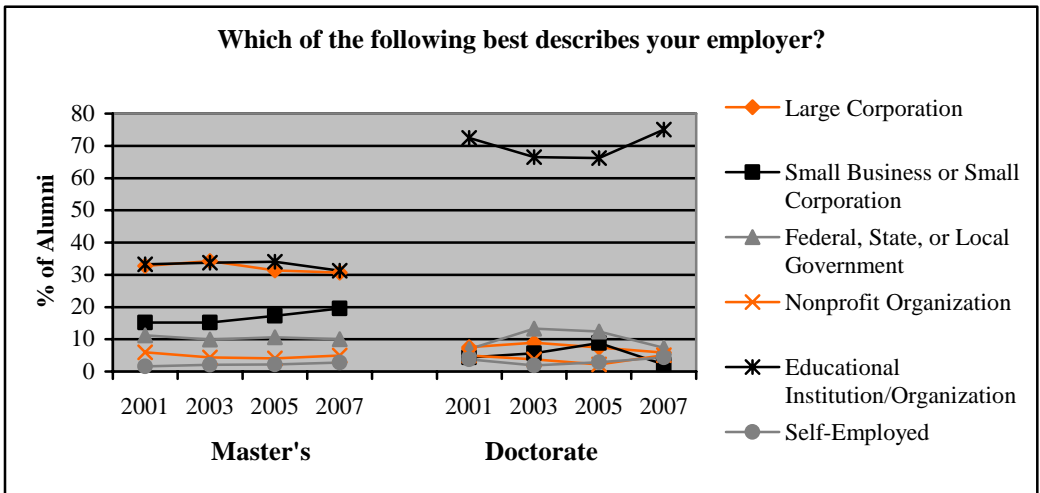


Each year, 92-97% of all alumni say that their graduate studies prepared them "Very Well" or "Adequately" for their current position.

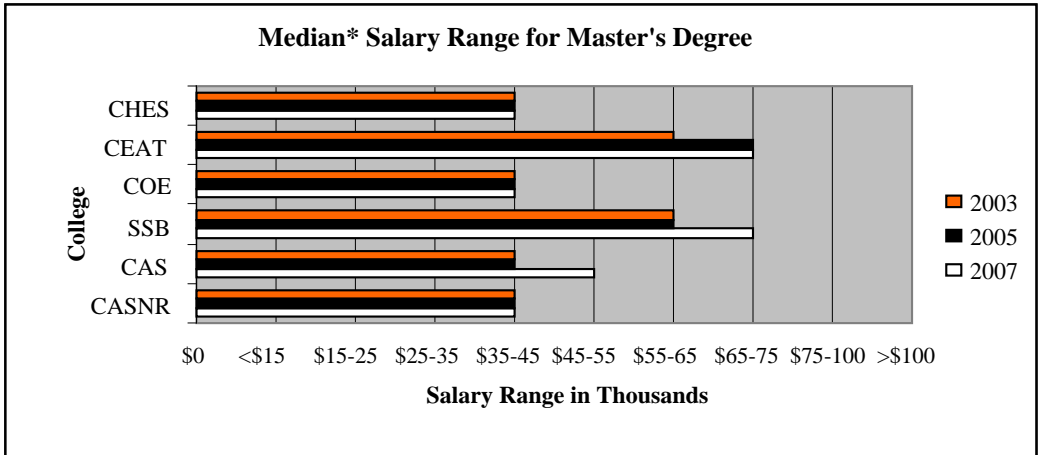


55-60% of Master's graduates report that their current position is "Highly Related" to their OSU major. The percentage of PhD graduates with the same answer is higher, from 75-82%.

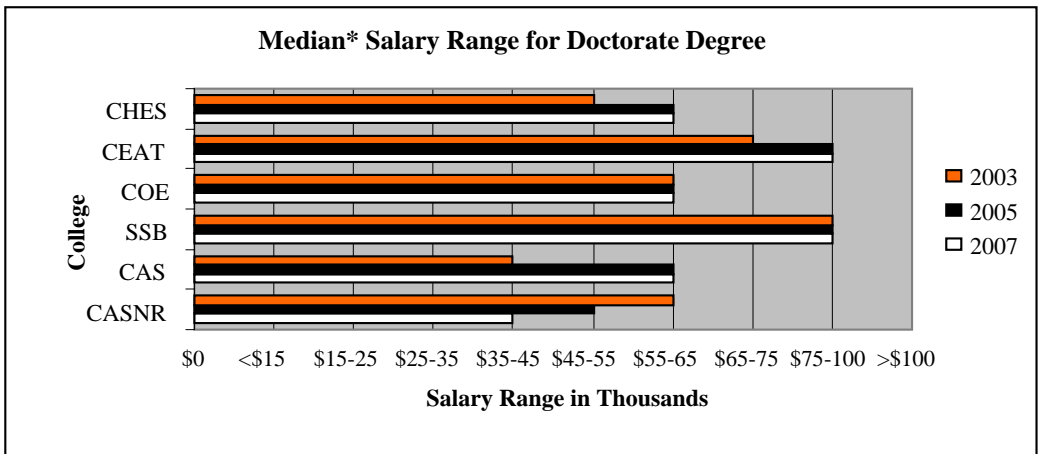
EMPLOYMENT DEMOGRAPHICS



Educational Institutions continue to be the top employers of OSU graduate alumni.



*The median salary is the midpoint range of all salaries reported by alumni. 50% of salaries lie above the midpoint range and 50% of salaries lie below the midpoint range.



For most colleges, alumni consistently report a higher median salary for PhD graduates than for Master's graduates.

CEAT and SSB alumni are consistently the highest earners of all OSU graduate alumni.

- The employment rate of Master's alumni has remained between 88-91%. The employment rate of doctoral alumni has remained between 94-98%.
- The majority of all employed graduate alumni are employed full time, with the percentage always above 90%.
- Of the small number of unemployed doctoral alumni, the percentage who are seeking employment has steadily increased each survey year, from 33% in 2003 to 80% in 2007.