



Survey of Alumni of Undergraduate Programs 2002 *Highlights*

Office of University Assessment

The 2002 OSU Survey of Alumni of Undergraduate Programs was conducted to provide data to gauge perceptions of various aspects of undergraduate programs and services and to identify areas where improvements may be needed. A full copy of the report can be obtained from the Office of University Assessment (744-6687). This sheet describes highlights from the survey results.

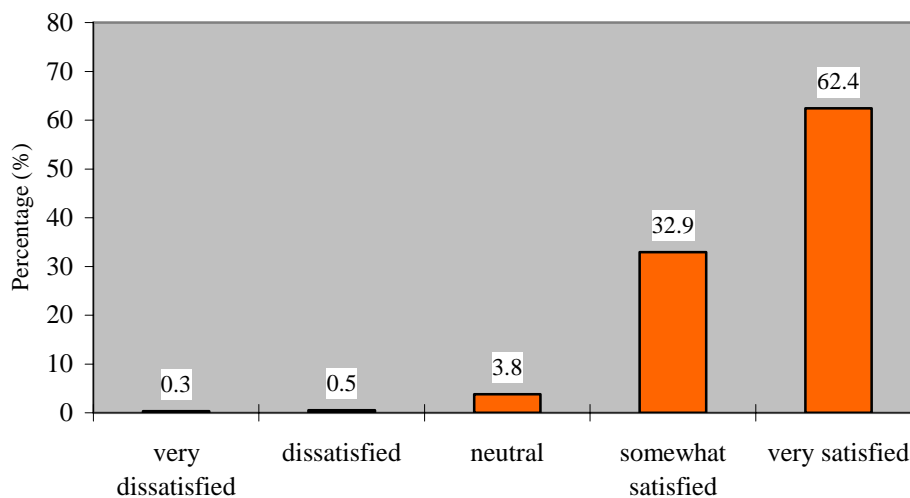
Population: The target population for this survey was alumni of undergraduate programs who completed their degrees in calendar years 1996 and 2000. The total of alumni in the target population was 5,569. Only alumni from academic programs that elected to participate in the survey were included in the target population.

Methods: The survey was administered as a telephone interview. The OSU Bureau for Social Research conducted the survey telephone interviews in January and February of 2002 and coordinated data collection. The Office of University Assessment prepared the reports.

Results: A total of 1,544 surveys were completed by alumni of undergraduate programs, resulting in a 28% response rate. There were 730 respondents who graduated in 1996 and 814 respondents who graduated in 2000.

OVERALL SATISFACTION

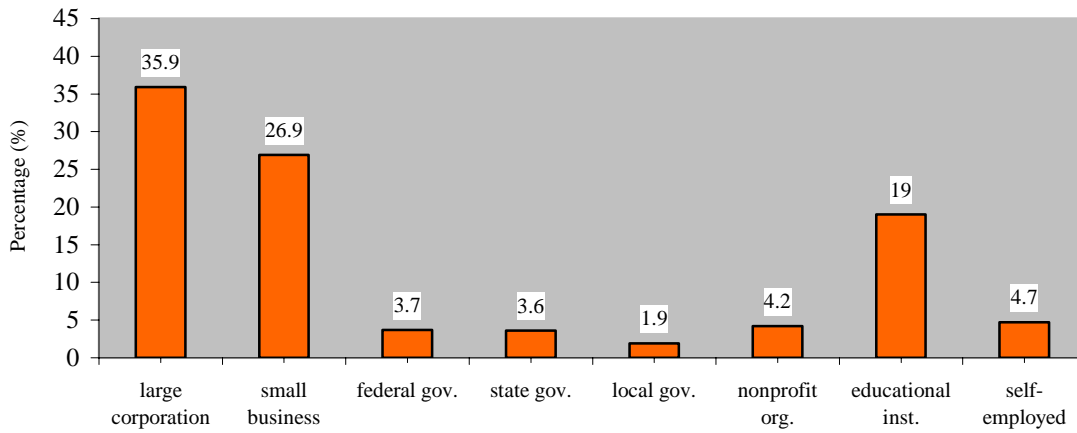
How satisfied are you with your overall educational experience to OSU?



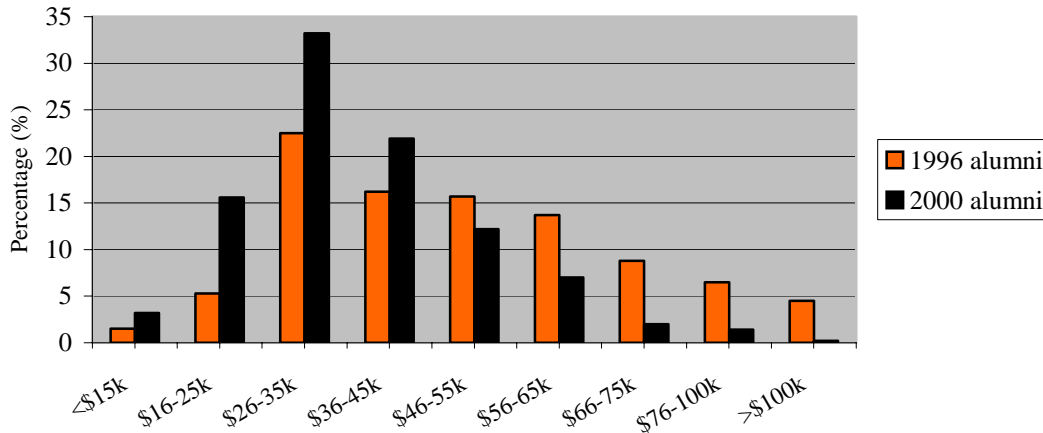
- 85% of alumni were employed (88% of 1996 alumni and 83% of 2000 alumni).
- 30% of alumni were attending or had completed graduate school (30% of 1996 alumni and 29% of 2000 alumni).
- 66% of alumni were living in Oklahoma and 22% were living in surrounding states.
- 97% of alumni said they were satisfied / very satisfied with the quality of instruction in their major.
- 84% of alumni said they were satisfied / very satisfied with academic advising at OSU.

EMPLOYMENT

Which of the following best describes your employer?



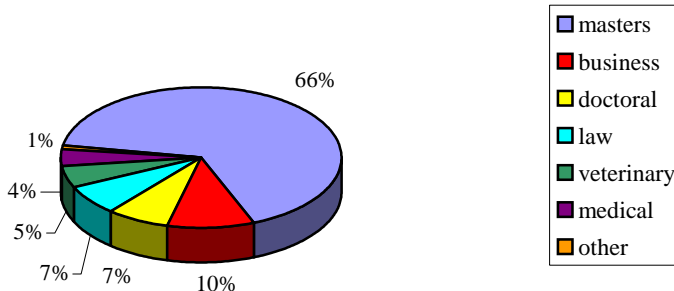
What is your approximate total annual salary?



- 85% of alumni were employed. Of those, 90% were employed full time.
- 5% of alumni were not employed and seeking employment.
- 71% of alumni said their current position was highly/moderately related to their OSU major.
- 93% of alumni said their undergraduate studies had prepared them very well/adequately for their current position.

CONTINUING EDUCATION

What graduate or professional degree are you pursuing or, if you have completed a degree, what degree did you complete?



- 30% of graduates from 1996 and 29% of graduates from 2000 were attending or had completed graduate school.
- 92% of alumni said their undergraduate studies prepared them very well or adequately for graduate school.
- 53% of alumni stayed in Oklahoma for continuing education.